



## DISH AUTOMOTIVE RECTIFIER

### DR501 THRU DR506

**VOLTAGE RANGE** 100 to 400 Volts

**CURRENT** 50.0 Amperes

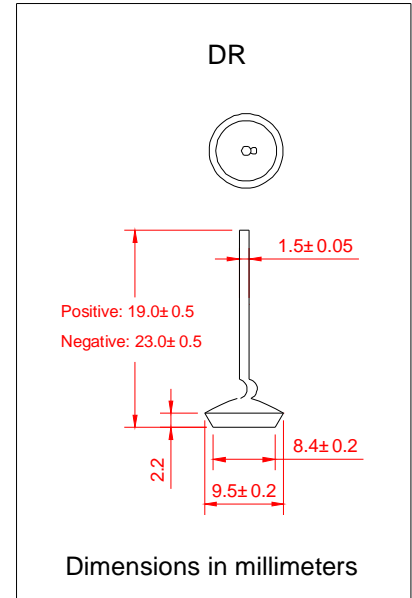
#### TECHNICAL SPECIFICATION:

#### FEATURES

- Low Leakage
- Low forward voltage drop
- High current capability
- High forward surge current capacity
- Glass passivated chip

#### MECHANICAL DATA

- Technology: vacuum soldered
- Case: Copper case
- Polarity: As marked of case bottom
- Lead: Plated Ni lead, solderable per MIL-STD-202E method 208C
- Weight: 0.035 ounces, 1.0 grams



#### MAXIMUM RATINGS AND ELECTRICAL CHARACTERISTICS

- Ratings at 25°C ambient temperature unless otherwise specified
- Single Phase, half wave, 60HZ, resistive or inductive load
- For capacitive load derate current by 20%

	SYMBOLS	DR501	DR502	DR503	DR504	DR506	UNIT
Maximum Repetitive Peak Reverse Voltage	$V_{RRM}$	100	200	300	400	600	Volts
Maximum RMS Voltage	$V_{RMS}$	70	140	210	280	420	Volts
Maximum DC Blocking Voltage	$V_{DC}$	100	200	300	400	600	Volts
Maximum Average Forward Rectified Current, At $T_c=105^\circ\text{C}$	$I_O$	50					Amps
Peak Forward Surge Current 3.3mS single half sine wave superimposed on Rated load (JEDEC method)	$I_{FSM}$	600					Amps
Rating for fusing ( $t < 8.3\text{ms}$ )	$I^2t$	1494					$\text{A}^2\text{S}$
Maximum instantaneous Forward Voltage at 100A	$V_F$	1.08				1.10	Volts
Maximum DC Reverse Current at Rated $T_A=25^\circ\text{C}$ DC Blocking Voltage $T_A=100^\circ\text{C}$	$I_R$	5.0					UA
		450					
Typical Thermal Resistance	$R_{\theta JC}$	0.8					$^\circ\text{C}/\text{W}$
Operating and Storage Temperature Range	$T_J, T_{STG}$	(-65 to +175)					$^\circ\text{C}$

#### Notes:

1. Enough heatsink must be considered in application.



# DISH AUTOMOTIVE RECTIFIER

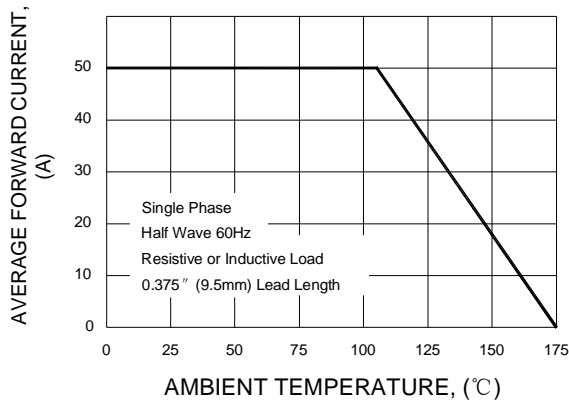
**DR501 THRU DR506**

VOLTAGE RANGE 100 to 400 Volts

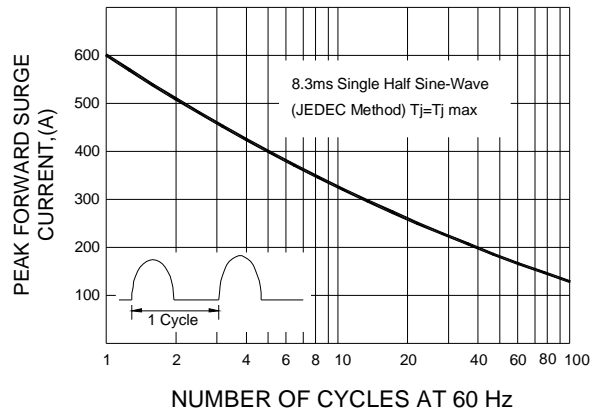
CURRENT 50.0 Amperes

## RATINGS AND CHARACTERISTIC CURVES DR501 THRU DR506

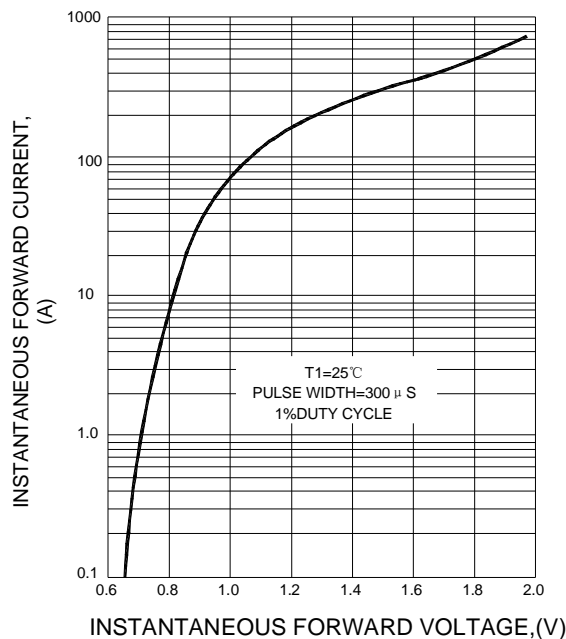
F1G.1 TYPICAL FORWARD CURRENT DERATING CURVE



F1G.2 MAXIMUM NON-REPETITIVE PEAK FORWARD SURGE CURRENT



F1G.3 TYPICAL INSTANTANEOUS FORWARD CHARACTERISTICS



F1G.4 FORWARD POWER DISSIPATION

